



SINCE 1991

FWM™ Flush Wall

One Inch Wall / Soffit Panel



U.S. PATENT NO. 5,425,259

VERSATILE. . . INNOVATIVE. . . DEPENDABLE. . . PROFITABLE

**New Tech Machinery takes in-plant manufacturing to the job site.
The state-of-the-art FWM™ Flush Wall Machine runs both
perforated and non-perforated panels.**

STANDARD FEATURES:

- New and Improved Polyurethane Drive Rollers
- Hardened Stainless Steel Forming Roller System with Shear Dies
- Quick Change Power Pac™, Gas or Electric
- Computer Length & Batch Control
- Power Interruption Safety Circuit
- Panel Recognition Safety Photo Eye
- Hydraulic Drive and Shear
- Length Control Limit Switch
- Two Sets of Bead, Pencil, or V Rib Rollers
- Push Button RUN/JOG Controls at Entry and Exit Ends
- Welded Tubular Steel Frame

New Tech Machinery Corp. • 1300 40th St. • Denver CO 80205

PH: 303-294-0538 • Toll Free: 1-800-574-1717 • Fax: 303-294-9407 • Email: sales@newtechmachinery.com

www.newtechmachinery.com

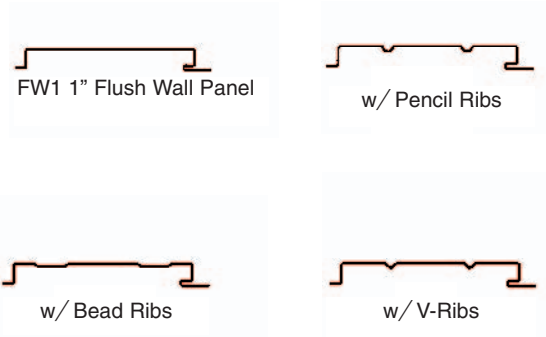
OPTIONS

TR12	12,000 lb. (5,500 kg) Capacity NATM Compliant Tandem Axle Trailer with Crane Lifting Eyes, Four-Drop Foot Stabilizing Jacks and Elec. Brakes with Breakaway Kit	FSD1	Free Standing Single Decoiler
DR1	Machine Mounted Dual Overhead Reel Rack	PR1	Powered Perforator
DR01-16	Decoiler Reel 16" (400mm) ID	ROS1	Ten Ft. (3m) Sections of Variable Height Run Out Table
DR01-20	Decoiler Reel 20" (500mm) ID	RR1	Bead Rollers
EXA	Expandable Arbor (16" to 20" ID) (400mm to 500mm)	RR2/4	Pencil Rib Rollers (Large/Small)
		RR3/5	V Rib Rollers (Large/Small)
		RR6	Striation Rollers
		QCPP-E	Quick Change Power Pac™ - Electric •7.5 Hp, 220VAC, 60 Hz, 3Ph, 18Amps •5 Hp, 220VAC, 50 or 60 Hz, 1Ph, 30 Amps
		QCPP-G	Quick Change Power Pac™ - Gas 16 Hp Electric Start Engine

<p>FWM PANEL MACHINE</p> <p>Length 12' 10" (3.9m) Width 3'10" (1.2m) Height 4'3" (1.3m) w/ Over Head Rack 2'0" (.6m) w/o Over Head Rack Weight 2200 lbs. (1000kg)</p> <p>FWM ON TRAILER</p> <p>Length 17'6" (5.3m) Width 7' (2.1m) Height 6'3" (1.9m) with reel Weight 3800 lbs. (1700kg)</p> <p>SPEED 60 ft/min (18m/min) Approx.</p> <p>SOFFIT FREE AREA 2.65 sq. in. per 12" of single perforation (17.1 sq. cm. per 30.5 cm.) of single perforation</p>	<p>DRIVE Hydraulically Driven Polyurethane Rollers</p> <p>SHEAR Hydraulically Powered, Infinitely Adjustable, Hardened Tool Steel Blades and Dies Panel Recognition Safety Photo Eye</p> <p>COIL WIDTH 14" to 24" (350mm to 600mm)</p> <p>MATERIALS FORMED</p> <p>Steel 30 ga. to 24 ga. (.3mm to .6mm) (painted, galvanized, aluminized)</p> <p>Aluminum .019" to .040" (.5mm to 1.0mm)</p> <p>Copper 16 oz. to 20 oz. 3/4 Hard (.5mm to .7mm)</p>
---	---

Hardened Stainless Steel forming rollers w/ Shear Dies included.


FW1 1" Flush Wall Panel (25.4mm) 10" to 20" (254mm to 508mm) Finished Width



- Limited three year parts / one year labor
- Limited lifetime separation on drive rollers
- Limited lifetime on stainless steel forming rollers




Electronic Controller



Quick Change Power Pac™



Soffit Panel/Single Perforation



Perforator